

How Do You Feel?

Happy, mad, silly, and sad!

What do you do when you feel glad?

I smile when I'm happy!

Smile, smile, smile!

I laugh when I'm silly!

Ha, ha, ha!



Happy, mad, silly, and sad!

What do you do when you feel bad?

I frown when I'm mad!

Stomp, stomp, stomp!

I cry when I'm sad!

Wah, wah, wah!

Happy, mad, silly, and sad!


Happy, mad, silly, and sad!



Our Feelings



happy



sad



mad



bored



tired



silly



shy



sick



brave



scared



hungry



surprised

Pictures to Inspire Feelings



Pictures to Inspire Feelings



Pictures to Inspire Feelings



Pictures to Inspire Feelings



Pictures to Inspire Feelings



Pictures to Inspire Feelings



Pictures to Inspire Feelings



Pictures to Inspire Feelings



Pictures to Inspire Feelings



Pictures to Inspire Feelings



Pictures to Inspire Feelings



Pictures to Inspire Feelings



My Body

This is my body, head, and nose.

Head and nose.

Head and nose.

This is my stomach, face, and neck.

Face and neck.

Face and neck.

These are my arms, legs, and toes.

Legs and toes.

Legs and toes.



These are my ears, eyes, and knees.

Eyes and knees.

Eyes and knees.


These are my hands, elbows, and feet.

Elbows and feet.

Elbows and feet.



Body Diagram



Ouch!

Written by Pamela Blanchette
Illustrated by Teresa Alberini



Ouch!

Comprehension Questions

1. What does Sam want to do?
He wants to _____.
2. (*point to page 3*) How does Sam feel in this picture? How do you know?
_____ feels _____.
3. (*point to page 5*) What word tells how the mother feels in this part of the story?

Ouch!


Comprehension Questions


4. What did Sam hurt?
He hurt his _____.
5. How does Sam feel at the end of the story?
_____ feels _____.













Roundtable Art





Everyday People



Everyday People

Comprehension Questions

1. Which pictures show people we see at school?

This one shows _____.

2. (*point to page 13*) What happened to the girl?

The girl hurt her _____.

3. (*point to page 14*) Who are the people in this picture?

They are a _____.

Everyday People


Comprehension Questions

4. How do the people feel?


They feel _____.

5. Remember the *Ouch!* story? Point to the part of this story that is like the *Ouch!* story.

Capstone Sample Project: Cover



Capstone Sample Project: Inside



This picture makes me feel
hungry.



This is me. I feel hungry
in this picture.

Capstone Evaluation Criteria

Did you ...

1. make a title page?
2. name a feeling?
3. draw and write about the feeling?
4. share your book with the class?

Presentation Frames

Front Cover

This is my book. It is about feelings.

Left Page

This picture makes me feel _____.
(feeling adjective)

C3F13

Right Page

This is me. I feel _____ in this picture.
(feeling adjective)

C1F19, C3F14

ENGLISHMAT™

Author: _____

Vocabulary

angry	listening
earbuds	mother
frowning	mouth
hands	son
hip	upset

Title: _____

Conversation Corner

Who are the people in the picture?
 What is the woman doing?
 How does she feel?
 What is the boy doing?
 How does he feel?



MAT 3

Vocabulary

angry

earbuds

frowning

hands

hip

listening

mother

mouth

son

upset



1. Who are the people in the picture?

There is a _____ and a _____.

2. What is the woman doing?

The woman is _____.

3. How does she feel?

She feels _____.

4. What is the boy doing?

The boy is _____.

5. How does he feel?

He feels _____.

EnglishMat 3 Evaluation Criteria

Did you talk/write about ...

1. who the people are?
2. what the woman is doing?
3. what the boy is doing?
4. how they feel?